

SUBJECT: AIRFRAME FUEL FILTER (P/N 350-600004)

The Airframe Fuel Filter enables operation of the helicopter at low temperatures without the use of anti-ice additives in the fuel. The filter is designed to collect ice particles.

APPLICABILITY:

This Flight Manual Supplement must be used when the Airframe Fuel Filter is installed on the helicopter.

 Department of Transport
 (Canada) Approved

IMPORTANT NOTE


THE INFORMATION AND DATA CONTAINED IN THIS DOCUMENT SUPERSEDE OR SUPPLEMENT THAT CONTAINED IN THE BASIC APPROVED FLIGHT MANUAL FOR THE AS 350 B1, B2 HELICOPTER IN THOSE AREAS LISTED HEREIN. FOR LIMITATIONS, PROCEDURES AND PERFORMANCE NOT CONTAINED IN THIS DOCUMENT REFER TO THE APPROVED FLIGHT MANUAL AND OTHER APPLICABLE APPROVED FLIGHT MANUAL SUPPLEMENTS.

SECTIONS 2, 3, 4 AND 5 OF THIS DOCUMENT COMPRISE THE APPROVED FLIGHT MANUAL SUPPLEMENT. COMPLIANCE WITH SECTION 2, LIMITATIONS, IS MANDATORY.

SECTIONS 1 AND 6 ARE UNAPPROVED AND ARE PROVIDED FOR INFORMATION ONLY.

G. David
 Senior Engineer, Aircraft Certification
 Aircraft Certification (PAHI)
 Ontario Region

THE INFORMATION CONTAINED IN THIS DOCUMENT SHALL BE TREATED AS THE PROPERTY OF AIRBUS HELICOPTERS CANADA LIMITED (AHCA). THE RECIPIENT OF THIS DOCUMENT SHALL NOT DISCLOSE ANY INFORMATION CONTAINED HEREIN TO THIRD PARTIES WITHOUT THE WRITTEN PERMISSION OF AHCA, AND SHALL NOT USE OR REPRODUCE THIS DOCUMENT IN WHOLE OR IN PART FOR ANY PURPOSE OTHER THAN ITS ORIGINALLY INTENDED PURPOSE, OR TO EVALUATE ITS CONTENTS.

	NAME AND SIGNATURE	DATE	COMPANY DEPARTMENT
PREPARED BY:	D. Kerr <i>DK</i>	25 Feb, 2015	AHCA ENGINEERING
PREPARED BY:			
CHECKED BY:	G. Krebs <i>G. Krebs</i>	Feb 26, 2015	AHCA CHIEF TEST PILOT
CHECKED BY:	C. Timmins <i>C. Timmins</i>	25 Feb, 2015	AHCA ENGINEERING
REV. 5 ACCEPTED (Civil A/W Authority)	See stamp		TCCA
REV. 5 RELEASED BY:	P. Sharpe <i>PS</i>	MAY 28 2015	AHCA ENGINEERING

RECORD OF REVISIONS

Revision	Pages with this Issue Number	Description and Reason (& page nos. that have changes)	Prepared (name and date)	Checked (name and date)	App'd/Acc'd (Civil A/W Authority) (name and date)	Released (name and date)
0	1 through 3	Original Issue	ECL Tech Pubs 1994	ECL Eng. 1994	TCCA Doug Phillips 13 Dec., 1994	ECL Eng. 1994
1	1 through 3	Change of applicability	ECL Tech Pubs 1995	ECL Eng. 1995	TCCA Thomas Gretton 1 March 1995	ECL Eng. 1995
2	1 through 3	Page 2, changes to General and Limitations	ECL Tech Pubs 1995	ECL Eng. 1995	TCCA Doug Phillips 24 Oct., 1995	R. W. Walker 25 Oct., 1995
3	1 through 7	Pages 1 through 7. Format revised, illustrations added to page 4.	D. Kerr 3 August 2004	T. Czarnecki 3 August 2004	TCCA E. Cheung 4 August 2004	R. Manson 4 August 2004
4	1 through 9	Addition of Figure 2 showing Annunciator lights on Instrument Panel. Addition of Figure 3 in Section 3, Emergency Procedures. More detail added to Section 4, Normal Procedures. (Pages 5 to 8)	D. Kerr 11 May 2007	G. Krebs 11 May 2007	TCCA J. Palmer 14 May 2007	R. Manson 15 May 2007
5	1 through 9	Company name and Logo revised. Illustration. Figures 1 & 2 revised. Abbreviations added to Section 1. Revised Section 2.a. New NOTE limiting maneuvering when A/F F/F light is illuminated added to Section 3. (Pages 3 to 7)	See page 1.	See page 1.	See page 1.	See page 1.

NOTE: Revisions to this document will be distributed to operators of this equipment by the STC holder.

NOTE: Revised portions of affected pages are identified by a vertical black line in the margin adjacent to the change.

NOTE: minor changes are released in accordance with TCCA - ACCEPTED CAR 521.154 procedures (ref. DAPM-E-0001)

Transport Canada - Approved





TABLE OF CONTENTS

CHAPTER	TITLE	PAGE
1	GENERAL	4
2	LIMITATIONS	6
3	EMERGENCY PROCEDURES	7
4	NORMAL PROCEDURES	8
5	PERFORMANCE DATA	8
6	WEIGHT AND BALANCE	9

TABLE OF FIGURES

FIGURE	TITLE	PAGE
1	General Layout	4
2	Press to Test / Annunciator Light	7

Transport Canada - Approved



1. GENERAL (unapproved)

The installation of the Airframe Fuel Filter system enables operation of the helicopter at low temperatures without the use of anti-ice additives in the fuel. The filter is designed to collect ice particles.

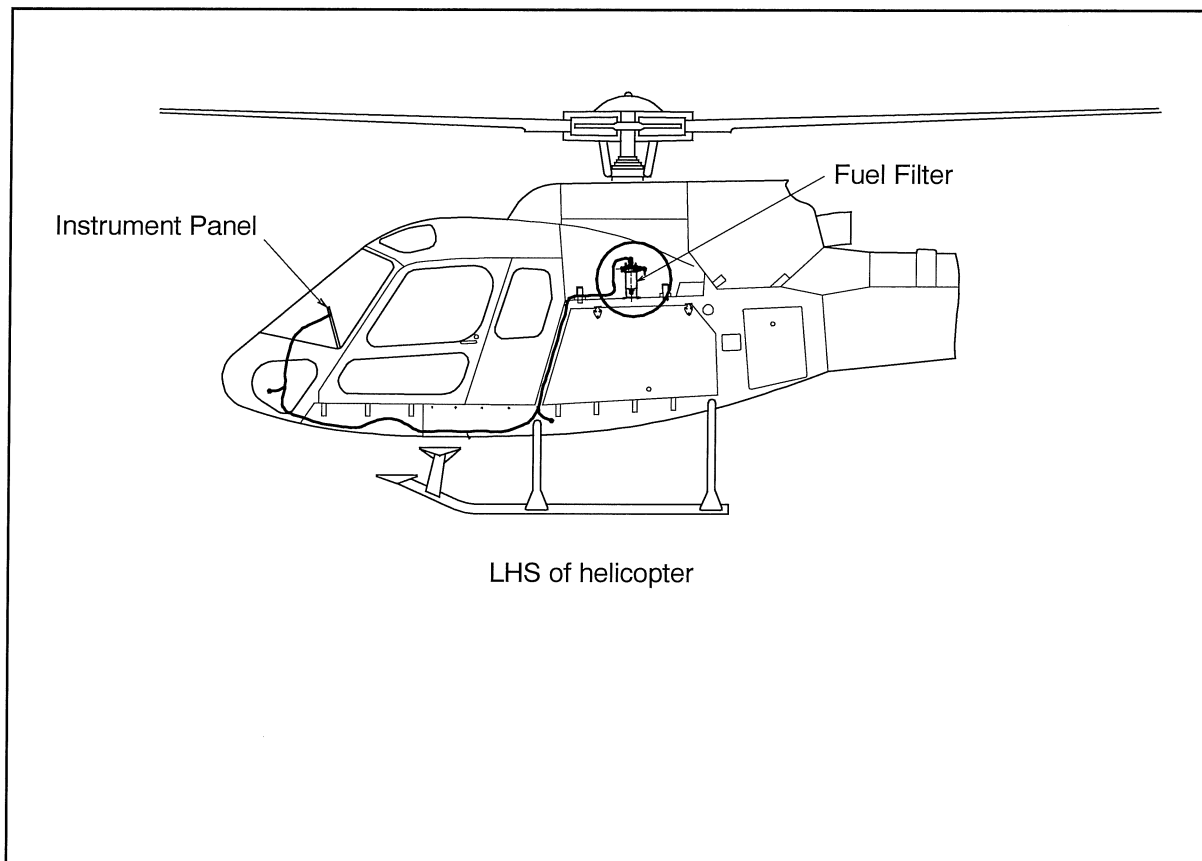


Figure 1 General Layout

1. GENERAL (unapproved) (continued)

Abbreviations and Definitions

ABBREVIATION	DEFINITION
A/F	Airframe
AH	Airbus Helicopters (France)
AHCA	Airbus Helicopters Canada Limited
A/W	Airworthiness
App'd	Approved
Acc'd	Accepted
°C	Degrees Celsius
CAR	Canadian Aviation Regulations
DAPM	Design Approval Procedures Manual
F/F	Fuel Filter
FMS	Flight Manual Supplement
LHS	Left Hand Side
MOD	Modification
PAHI	Transport Canada Civil Aviation, Ontario Region, Engineering (Aircraft Certification)
P/N	Part Number
ref.	reference
Rev.	Revision
STC	Supplemental Type Certificate
TCCA	Transport Canada Civil Aviation
VEMD	Vehicle and Engine Multifunction Display
WPT/MSG	Waypoint Message

2. LIMITATIONS

Fuel Additives

Anti-ice additives are not required between the approved temperature limits, when operating with the standard fuel system.

When a Ferry Flight Fuel Tank is installed, anti-ice fuel additives must be used at temperatures below 0° C.

a. Annunciator Light

An annunciator light is located on the instrument panel in clear view of the pilot, adjacent to other caution or warning lights. The position may vary depending on other optional equipment installed. Refer to Figure 2.

Transport Canada – Approved

TC Approved

MAY 15 2015

3. EMERGENCY PROCEDURES

- | | |
|---|---|
| A/F FUEL FILTER
annunciator light ON | - Monitor fuel pressure indicator. |
| If pressure remains in
normal range | - Continue flight. |
| If pressure decreases | - Follow basic Flight Manual
procedures. |

NOTE If the A/F Fuel Filter annunciator light illuminates during flight it may indicate an impending bypass of the filter.

NOTE Limit maneuvering when the A/F Fuel Filter annunciator light is illuminated.




Figure 2 Press to Test / Annunciator Light

Transport Canada - Approved

TC Approved
MAY 15 2015

4. NORMAL PROCEDURE**a. Before the first flight of each day**

- Battery - ON
- Fuel boost pump - ON
- Fuel filter and lines - Open drain valve, purge any air or water from the system. Close drain valve.
- Drain valve and fuel filter - Check for leaks
- Fuel boost pump - OFF
- Battery - OFF
- Fuel drain and transmission deck - No debris on fuel drain and/or transmission deck.


b. Pre-Flight Check

- Battery - ON
- Press A/F FUEL FILTER by-pass "press to test" caution light - Caution light illuminates

5. PERFORMANCE DATA

No Change.

Transport Canada – Approved



6. WEIGHT AND BALANCE (UNAPPROVED)

Total changes to weight and balance resulting from this modification are covered in the applicable installation instructions.

Items that are removed between routine operations: Not applicable