

HELICOPTERS

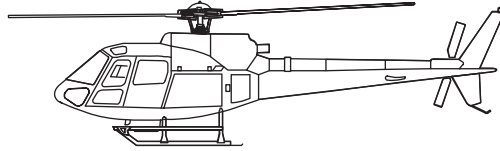
H130

Technical Data
2019

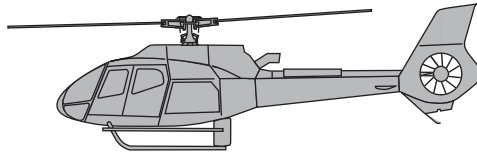


AIRBUS

Civil Version

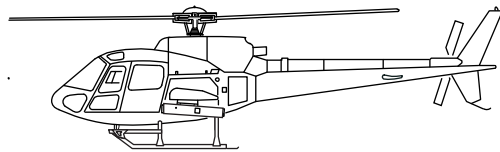


H125



H130

Military Version



H125M

3 Baseline Aircraft Definition

The helicopter in the definition, presented hereafter, meets the certification standards for day and night VFR operations, set by the following airworthiness authorities: EASA, FAA, TCCA, ANAC, CAAC, IAC-AR. This list is not restrictive and the status of approval by other airworthiness authorities must be checked. Additional equipment item may be required by the relevant operational or certification regulation (most of them are available in catalogue).

GENERAL

- The H130[®] is certified with a pilot being on the left side
- The baseline aircraft is delivered with left side controls and capabilities for the removable dual controls (copilot controls are optional)
- Anti-Vibration Control System with 1 controller, actuators and accelerometers
- Fuselage comprising the cabin and 3 luggage holds, with floor tie-down nets and access doors
- Tail boom with stabilizer, Fenestron[®] type anti torque rotor, and tail skid
- Tubular skid landing gear, with replaceable skid shoes, with long footsteps (on right and on left side), profiler on rear tube, capable of taking handling wheels
- Lifting points
- Mooring fixtures
- Single color exterior painting
- Internal paint: light grey (prevailing colour)
- Interior signs and markings: available in either French or English

COCKPIT / CABIN

- Cabin floor in light-alloy sheet-metal
- 1 pilot high-back energy-absorbing seat, adjustable in reach, removable, complete with cushions, safety belts and shoulder harnesses
- 6 passengers high-back energy-absorbing seats, removable, complete with cushions safety belts and shoulder harnesses:
 - 2 front right, including for 1 copilot (copilot controls are optional)
 - 4 rear row
- 2 cockpit jettisonable hinged doors
 - 1 LH front door fitted with a sliding window
 - 1 RH front door compatible with 8 seat layout
- 1 LH rear sliding door
- 1 RH rear sliding door
- Locks on every access to cabin and luggage compartments
- Lock on fuel cap
- Lateral and upper tinted windows (windscreen excluded)
- 1 ceiling housing the cabin lighting, 7 air ventilation outlets and controls (rotor brake and fuel cut-off)
- Ventilation system available in flight, using ram scoops
- Cabin heating
- Demisting system for front windscreens
- 2 pilot document holders
- Door map case in LH and RH front doors
- Rear bulkhead and lateral rear upholstery
- 1 fire-extinguisher
- 1 Flight Manual: available in either French or English
- Interior harmony according to definition in force

INSTRUMENTS

- 1 Integrated Flight Display: Primary Flight Display / Navigation Display (PFD/ND):
 - Primary flight data display: airspeed, vertical speed, attitude, altitude, T&B, HSI with VOR
 - Navigation Display
 - ◆ Nav data, flight plan
 - ◆ High resolution helicopter dedicated terrain & obstacle database
- 1 stop watch
- 1 warning panel
- 1 heated pitot head
- 1 external side slip indicator
- 1 control box for light and electrical generation
- 1 ICS connection to audio warning issued from VEMD[®]
- 1 cockpit imaging and flight data monitoring device
- Standby instruments:
 - 1 airspeed indicator
 - 1 altimeter
 - 1 gyro-horizon
 - 1 LCD dual RPM tachometer (rotor and free turbine)
 - 1 magnetic compass
- 1 LCD dual screen Vehicle and Engine Multifunction Display (VEMD) providing the following information:
 - First Limit Indicators (FLI)
 - ◆ torquemeter
 - ◆ exhaust gas temperature (TOT)
 - ◆ gas generator tachometer (N1)
 - Engine oil temperature, pressure
 - Fuel quantity
 - Fuel flow and estimated remaining time to fly
 - Ammeter and voltmeter and battery temperature
 - Outside Air Temperature (OAT)
 - Enhanced usage monitoring functions
 - ◆ IGE/OGE performance calculations
 - ◆ engine cycle counting
 - ◆ engine power check
 - ◆ overlimit display
 - VEMD and peripheral maintenance information
 - Data downloading capability (software and connection wire as option)

AVIONICS

- 1 avionics master switch
- 1 VHF/VOR/LOC/GS
- 1 VHF/VOR/LOC/GS/GPS
- 1 transponder (mode S – ADSB-out)
- 1 Emergency Locator Transmitter
- 1 ICS + passenger interphone

POWER PLANT

- 1 ARRIEL 2D turbine engine complete with starting, fuel supply and dual channel digital engine control system (FADEC) and 1 back-up fuel control box that automatically controls the engine in case of a total failure of the 2 digital channels of the FADEC
- 1 crashworthy fuel system including 1 tank of 540 liters (143 US gal.) total capacity
- 1 twist grip on pilot side (for engine reduction in case of tail rotor failure and autorotation training)
- 1 magnetic plug and 1 chip detector
- 1 engine lubrication and oil cooling system
- 1 fire detection system
- 1 air-intake protection grids
- 1 torque-measurement pick-up

TRANSMISSION SYSTEM

- 1 main gearbox, anti-vibration mounted, with oil sight gauge, chip detector, oil temperature and pressure switches, port for endoscope and self sealing valve for oil sampling and draining
- 1 main gearbox oil cooling system
- 1 engine to main gearbox coupling shaft
- 1 rotor brake
- 1 main rotor r.p.m. sensor and high and low r.p.m. warning device
- 1 tail drive carried by five anti-friction bearings
- 1 tail gearbox with oil sight gauge, chip detector and port for endoscopic inspection

ROTORS AND FLIGHT CONTROLS

- 1 main rotor with 3 composite-material blades around a Starflex[®] head fitted with spherical thrust bearings
- 1 anti-torque rotor (Fenestron) with 10 asymmetrical blades, integrated in vertical fin
- 3 main rotor hydraulic servo units (duplex servos)
- Integrated back-up control valve on each body of each duplex servo

HYDRAULIC GENERATION

- 2 independent hydraulic systems feeding the duplex servos

ELECTRICAL INSTALLATION

- One 150 A, 28 VDC starter-generator
- One 15 A.h cadmium-nickel battery
- 1 ground power receptacle
- 3 position lights (LED)
- 1 flashing anti-collision light (LED)
- 2 fixed landing lights
- 2 cabin light sets, each with 2 reading lights for 2 rear passengers and 1 dome light
- 1 integrated instrument panel lighting system
- Integrated lighting in central console
- 1 reading map light on upper canopy strut for pilot
- 1 cockpit breaker panel
- One 28 V DC cabin power outlet

AIRBORNE KIT ¹

- 1 pitot head cover
- 2 static port stoppers
- 1 engine air-intake blanking cover
- 1 front air-intake blanking cover
- 1 fuel tank bleeding
- 1 exhaust pipe blank
- 2 hydraulic ground handling bogies
- 1 cargo net and rope
- 1 lifting ring
- 2 upper mooring rings
- 3 main-blade socks and pole
- 1 document holder
- 1 airborne kit stowage bag
- 3 ballast plates

¹ Weight not included in baseline aircraft empty weight.

AIRBUS

© AIRBUS HELICOPTERS, Aeroport International
Marseille Provence - 13725 Maignane Cedex -
France - 2019 - All rights reserved

Airbus Helicopters' logo and the names of its
products and services are registered trademarks.
Airbus Helicopters reserves the right
to make configuration and data changes
at any time without notice. The facts and
figures contained in this document and
expressed in good faith do not constitute any
offer or contract with Airbus Helicopters.

Designed by AIRBUS HELICOPTERS

Photos: AIRBUS HELICOPTERS

Cover photo: © Airbus Helicopters/Anthony Pecchi

Printed by SPI (France)

130 T2 19.100.01 E